FitJeevan

English · Edition 4 · 2026

50-100 sq ft at home · room, roof or courtyard

Earning Without Land

6 profitable ventures

6 ventures in 50-100 sq ft at home - setup, the right temperature, costs and where to sell. Mushrooms, microgreens, ornamental fish, nursery, vermicompost - and the full truth about saffron.











🌡️ Gauges for the right temperature and humidity

🏠 Setup layout

📸 A photo of every step

🌸 Full saffron method + the truth

🛡️ Protection from fraud

Author

Vivek Kumar

Publisher: ANSYS (FitJeevan)
fitjeevan.co.in

In this book

17 ventures checked · 6 profitable ones kept · 11 pages for each venture · a full chapter on saffron

Part 1 · Mind first, then money

What this book promises you 4	How to read this book 6	6 mind traps 8
The price ladder 9	6 out of 17 - the profit test 10	Why these 6 - at a glance 11
How big is 100 sq ft? 12	Buyers first - the rule of 3 13	Real people, real lessons 14
Which venture suits you? (Test) 15	Your situation → your ventures 16	Season calendar 17
How much money to put in 18		

Part 2 · 6 profitable ventures



1. Oyster (dhingri) mushroom 20
★ Best for beginners



2. Milky mushroom 32
✓ Pairs well with oyster



3. Microgreens 43
✓ Good if you are near a city



4. Ornamental (aquarium) fish keeping 54
✓ A real side income



5. Seedling nursery (seedlings, indoor plants) 65
✓ Low risk, steady



6. Vermicompost (earthworm compost) 76
◆ Side income / savings

🚫 The 11 ventures we dropped - and why 88

🌸 7. Saffron - full method, where to sell, and the full truth (11 pages) 90

Part 3 · Papers, government and market

FSSAI, GST, Udyam, income tax 102	Which papers for which product 103	Government schemes 104
How subsidy is actually received 105	Where to get cheap/free training 106	Whom to sell to - by shelf life 107
Sales talk - ready-made lines 108	How to set prices, packing and labels 109	

Part 4 · Protection from fraud

Real frauds - that reached court and police 111	15 red flags 112	10 questions before you pay 113

Part 5 · Start from today

90-day plan 115	Cost-earning sheet 116	My buyer list 117
Daily register 118	12 misconceptions 119	Frequently asked questions 120
Sources 121	A last word 123	

6 mind traps

The "lakhs a month" videos and trainings run on these - even with educated people

1. "Only the winner is shown"

The video shows the one person who succeeded. No one makes a video of the 20 people who quietly shut down.

Protection: Ask: "Of the 10 people who started with you, how many are still selling today?"

2. "Shop price = my price"

Saffron sells for ₹500-900/gram in metros, but a Pampore farmer gets ~₹250/gram. Honey is costly in a branded bottle, but traders pay ₹60-100/kg.

Protection: Look at the "price ladder" in every venture - you will start from the bottom step of the ladder.

3. "Few seats left, join today"

In a rush, the mind listens less to calculation and more to fear - "What if I miss the chance?"

Protection: The 48-hour rule: before any payment, wait 2 days and ask the KVK in one phone call.

4. "Guaranteed buy-back"

In the Kadaknath scam (2019), the company promised to buy back the eggs and birds - the police found that it had no meat buyer at all.

Protection: Ask: "Whom do you sell our produce to? Show their name and GST bill."

5. "Looking like the government"

ICAR, "subsidy", "mission", a government logo on the banner - this builds trust on its own. In the Chhattisgarh "Namo Agriculture" case, money was taken in the name of a "60% subsidy".

Protection: Find the number yourself on the institution's real website and call it - not the number they give you.

6. "I have put in so much, how can I quit now?"

Even when they see a loss, people put in more money, so that the earlier money does not feel "wasted".

Protection: Before you start, write a "stop line": "If I do not get 3 firm buyers in 2 cycles, I will stop."

🧠 Why is it important to know this?

These traps are not your weakness - they are **how every human mind is built**. The way to escape them is not to become "smarter", but to have **rules written in advance** - which you decide in a calm moment, not in a moment of excitement. That is why every chapter of this book has a box ("What you often hear / What the figures say").

6 out of 17 - the profit test

Each venture was tested on 5 questions. Rule: **B (the profit calculation) must pass, and at least 4 out of 5 must be ✅**

A = first sale within 3 months **B** = sales above costs in 100 sq ft - a source-based calculation **C** = start for less than ₹60,000 **D** = a direct route to buyers **E** = no big risk (food safety/electricity/lab)

Venture	A	B	C	D	E	Decision
🍄 Oyster mushroom	✅	✅	✅	✅	✅	Kept
🥛 Milky mushroom	✅	✅	✅	✅	🟡	Kept
🌱 Microgreens	✅	✅	✅	🟡	✅	Kept
🐠 Ornamental fish	✅	✅	✅	✅	🟡	Kept
🪴 Seedling nursery	✅	✅	✅	✅	✅	Kept
🪱 Vermicompost	✅	🟡	✅	🟡	✅	Kept
⚪ Button mushroom	✅	❌	❌	✅	❌	Dropped
🧫 Spawn lab	✅	❌	❌	🟡	❌	Dropped
💧 Hydroponics	🟡	❌	✅	🟡	❌	Dropped
🫘 Sprouts	✅	❌	✅	🟡	❌	Dropped
🌿 Azolla	✅	❌	✅	❌	✅	Dropped
🧪 Spirulina	🟡	❌	🟡	❌	❌	Dropped
🐝 Beekeeping	🟡	❌	✅	🟡	🟡	Dropped
🌳 Bonsai	❌	❌	✅	🟡	✅	Dropped
🌸 Indoor saffron	❌	❌	❌	❌	❌	Dropped
🦪 Pearl farming	❌	🟡	🟡	❌	❌	Dropped

✅ Pass · 🟡 With a condition · ❌ Fail. Vermicompost passes B only if the cow dung/waste is your own; microgreens pass D in a big city; fish and milky mushroom pass E only with care in summer/winter. Wheatgrass is not separate - it is added to microgreens. The full reasons are on the next page.



Picture: symbolic (AI)

★ Best for beginners

1

Chapter 1 · OYSTER MUSHROOM

Oyster (dhingri) mushroom

The most reliable business for a room - if buyers are fixed in advance

Space
~60-100 bags in 50 sq ft, ~150-250 bags in 100

Starting cost
₹15,000-60,000 (racks, nets, drums etc.)

First harvest
~20-31 days after adding spawn

From one bag
3 harvests, 7-10 days apart

Yield
~0.7-1 kg per bag (5 kg wet straw)

Price
Mandi ₹40-160/kg · ICAR counter ₹100-150

💰 Why we picked it

Government (ICAR-DMR) technology, first harvest in 20-31 days, a start from ₹15,000, and NABARD recorded an average profit of ~₹65/kg in Gaya (Bihar).

📖 In this chapter

- 🎯 Meters, summary, who it's for 21
- 🏠 Setup map 22
- 📸 Method in pictures 23
- 🛠️ Step by step 24
- 🌡️ Temperature-humidity gauges 25
- 📊 Profit, two sizes 26
- 💸 Money flow + selling map 27
- 🩺 Problem → fix 28
- 🚀 More profit, routine 29
- 🍄 8 ways to sell 30
- 🚨 Frauds, help, trial plan 31

📊 At a glance

Earning potential	●●●○○
Risk of losing money	●●○○○
Daily effort	●●●○○
How hard to sell	●●●●○

Out of 5 · Our verdict, based on the figures

📺 What you often hear

"₹1 lakh a month from one room"

📊 What the data says

From 100 sq ft, about ₹10,000-18,000 in sales per cycle (45-60 days) - before costs are taken out. This is a side income, not a replacement for a job.

✅ Before you start - tick ✔ honestly

- ☐ My place fits the "Who it's for" list
- ☐ 3 firm buyers (or talks started with them)
- ☐ I know where to get free/cheap training (KVK/ICAR)
- ☐ I have time every day
- ☐ First trial from savings, not a loan
- ☐ I have written down my "stop line"

⏱ Timeline - from day one to sale

Day 0	1-10	10-12	20-31	+7-10	+7-10	45-60
Filling bags	Spreading in the dark	Pins appear	First harvest	Second	Third	Remove bags, next cycle

⭐ This business in short - 5 things to remember

1. Choose the variety by season - this is the biggest win
2. First get 3 firm buyers (hotels, vegetable sellers, housing societies)
3. Keep the setup cheap - bamboo racks, around ₹15,000
4. Air, humidity 80-85%, fly net - a daily habit
5. Leftover produce: dry or pickle it; leftover straw: vermicompost

👍 Who it's for

- Those who have a shaded, airy room/shed
- Those who can give 1 hour every morning and evening
- Those who have hotels, dhabas, vegetable sellers or housing societies nearby
- Those who can start in winter-spring

👎 Who it's not for

- Those whose room goes above 35°C in summer and who have no AC
- Those living where nobody eats mushrooms at all
- Those who cannot go out every day to sell the produce

Your setup - it will look like this

Look at the number, then read what it means below. (Picture made with AI, symbolic)



1. Bamboo racks, 4-5 levels - height is your real land
2. Bags of straw + spawn (~5 kg wet straw)
3. Walking path in the middle
4. Exhaust fan - CO_2 out, fresh air in
5. Fine net on the window - flies stay out
6. Thermometer-hygrometer - check daily
7. Wet gunny sack - a cheap way to raise humidity
8. Hand sprayer - water on walls/floor
9. Drum for soaking/pasteurising straw

📸 The whole method in pictures



↖️ **Top left**
Soaking and pasteurising straw

↗️ **Top right**
Layers of straw + spawn in the bag

↙️ **Bottom left**
White threads in the dark (mycelium)

↘️ **Bottom right**
Harvesting

The pictures are made with AI to explain - the real method is in the steps on the next page.

Right conditions - green part = correct

In each gauge, the green band is the range the source gives

Room temperature at fruiting Source

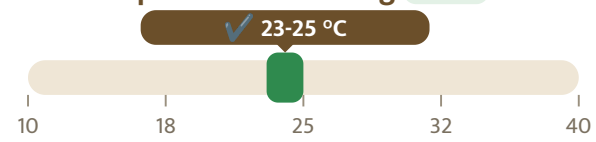

TNAU: 23-25°C. It changes with the variety - P. florida 15-22°C, P. sajor-caju 18-26°C (DMR)

Humidity in the air (RH) Source

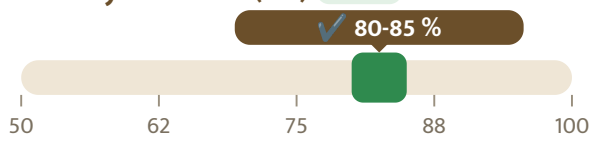

TNAU: 80-85% - if lower, the caps dry and crack

Light Source

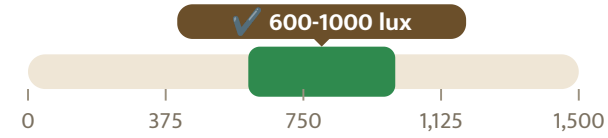

DMR: 3-4 hours of soft light a day; darkness during spreading (first 8-10 days)

CO_2 (fresh air) Source

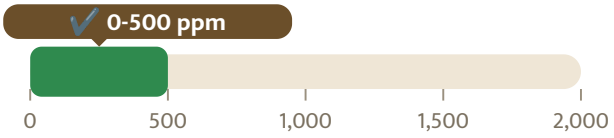

DMR: below 500 ppm for PSCH-35 - if higher, long stems

Spawn (seed) Source

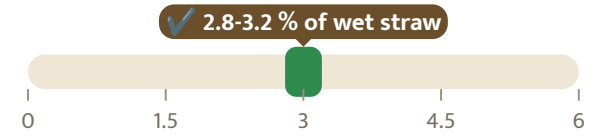

DMR: ~3% - ~150 g in 5 kg of wet straw

🔄 One cycle - from day one to sale

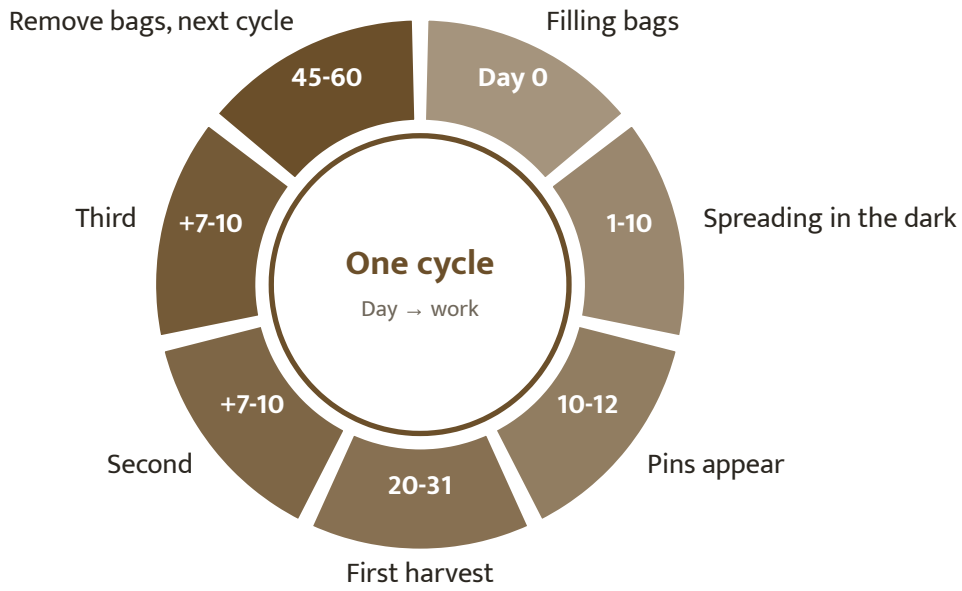

Money flow - at a glance

Full: 100 sq ft · ~150 bags · green = sales, red = costs, yellow = in hand (all as ranges; Estimate where marked)



Selling map - where your produce will go



Remember

Keep the setup cheap: a ₹15,000 bamboo-rack setup can pay for itself in ~2-5 good cycles; a ₹60,000 setup can take 6-20 cycles (estimate). Without AC, 4-6 cycles a year, ~500-700 kg (estimate).

Where and how to sell mushrooms - 8 ways

For both oyster and milky · fresh produce stays good for only 1-2 days

	Way	How / price	Benefit	Note	Source
🍽️	**Hotel/dhaba/restaurant**	Fixed days, fixed quantity	Sure quantity, trust	Never late, not even once	Estimate
🛒	**Vegetable cart/shop**	Farmer in Gaya: sold at ₹120/kg (2024)	A little every day	Shopkeeper's margin	Gaon Connection
📱	**Society WhatsApp**	200 g packs, order in the morning, delivery in the evening	Highest price (estimate)	Small packs, more work	Estimate
🧺	**Mandi**	₹40-160/kg (Haryana, Oct-Dec 2025)	Everything sells in one go	Prices go up and down	NaPanta
🎪	**Haat/fair**	Fresh + dried + pickle together	New customers	One day a week	Estimate
☀️	**Dried**	DMR sells dried oyster at ₹1,000/kg	Keeps for months	8-10 kg fresh = 1 kg	ICAR-DMR
🫙	**Pickle/soup mix/powder**	DMR: pickle ₹260, powder ₹1,200/kg	Pickle ~1 year	FSSAI, label; PMFME	ICAR-DMR
🌐	**Amazon/Flipkart/ONDC**	Only dried/processed	Whole country	FSSAI + 30% shelf-life rule	FSSAI 2024

📅 Selling week (example)

- **Tue & Fri morning:** hotels/dhabas - fixed quantity
- **Every evening:** society orders
- **Leftover:** goes for drying the same day
- **Sunday:** haat - fresh + dried + pickle

Estimate - change it to suit your area

🎯 How to win your first customer

1. A free 500 g sample
2. "Every Tuesday and Friday, this much quantity, at this price"
3. Not even one day late in the first 2 weeks
4. From the third week, a firm order in writing

💡 Price maths

If the mandi gives ₹40 and dried sells at ₹1,000/kg (= ~₹100-125 per fresh kg), then drying leftover produce is better than dumping it at the mandi. But if you get ₹100-150 by selling fresh directly to customers, you save the labour and fuel of drying. Estimate

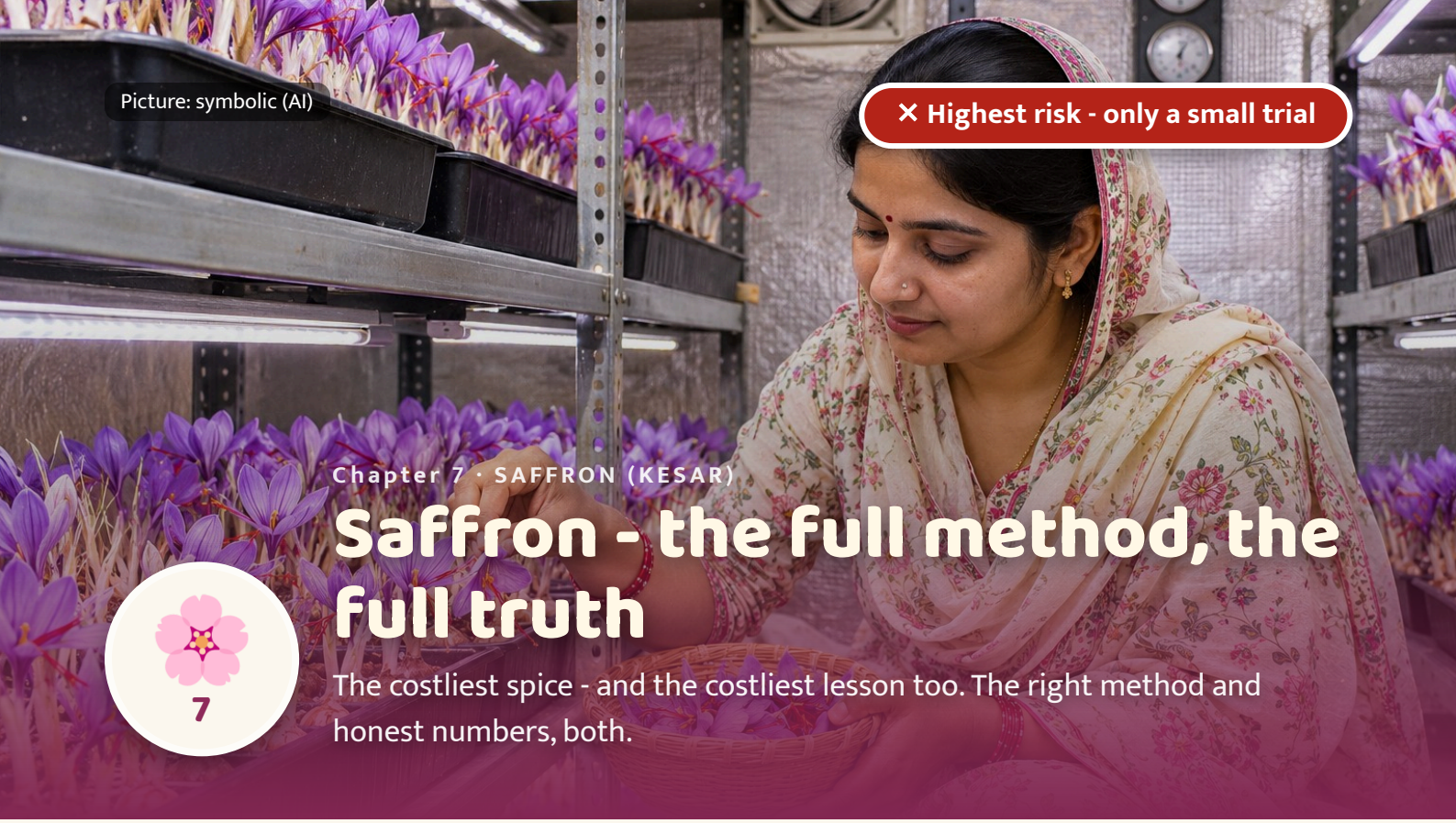

Chapter 7 · SAFFRON (KESAR)

Saffron - the full method, the full truth

7

The costliest spice - and the costliest lesson too. The right method and honest numbers, both.

Corm (seed) 🧅
8-10 g or heavier, healthy (article/SKUAST)

Chilling the corms ❄️
At 4-6°C for 4-6 weeks (article)

Temperature for flowering 🌡️
18-22°C · humidity 40-60% (article)

Flowers 🌸
3-4 weeks after forcing (article) · once a year in Kashmir's fields

Real room trial ⚖️
100 kg corms → only 28 g of saffron (SKUAST/NABARD)

E-auction IIKSTC (2020) 🏷️
Two samples ₹185 and ₹227/g

⚠️ Before you read

You asked, so the full method is here - but honestly: in every recorded room trial in India the yield was lower than in the field, and corms don't multiply in a room. Treat this as "a hobby + a small trial with 1-2 kg of corms", not a business to take a loan for.

📖 In this chapter

🎯 Meters, summary, who it's for	91	🏠 Setup map	92
📸 Method in pictures	93	🛠️ Step by step	94
🌡️ Temperature-humidity gauges	95	📊 Profit, two sizes	96
💸 Money flow + selling map	97	🩺 Problem → fix	98
🚀 More profit, routine	99	🚨 Frauds, help, trial plan	100

Without land, honest numbers.

- 🔍 17 activities checked - kept only the 6 with proof of profit
- 📸 Photos, timeline and step-by-step method for each activity
- 💰 Accounts for two sizes, payback, the price ladder
- 🩺 Problem → cause → fix tables
- 🛡️ The truth about saffron and pearls, real frauds, 15 red flags
- 📝 FSSAI-GST-tax, schemes, 90-day plan, accounts sheet








> *"Earning is less about growing and more about selling and trust - this book teaches both."*

fitjeevan.co.in
ANSYS (FitJeevan) · Edition 2 · 2026
Author: Vivek Kumar

Based on ICAR · KVK · government sources
No guarantee, no promises